

ACCESSORIES



**CLIPPER KIT
FOR DEHORNING**
Cat. No. 47017

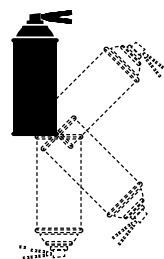
NO CABLE
LONG BATTERY LIFE
(100 MIN.)

**DUOCLEAN,
PROTECTIVE SPRAY**
Recommended following dehorning

DESINFECTS

RELIEVES PAIN

**PRODUCES A COOLING ACTION
ON THE WOUND**



TERRA



PAINLESS
"cool flame"

SAFE FOR THE FARMER
(LONG BURNER)

**HAIR REMOVAL IN LESS
THAN 4" PER COW**

IMPROVED MILK QUALITY

**COMPATIBLE WITH GAS
CYLINDER / CARTRIDGE**

BEFORE



AFTER



► Keep the flame at a distance of approximately 10 to 20 cm / 3.94 to 7.88 in while drawing an "eight" for 2 to 4 seconds.

HOW TO DEHORN

WHEN

► It is recommended to perform dehorning as soon as possible, **before the age of 4 weeks for calves and before 2 weeks for kids.**

BEFORE

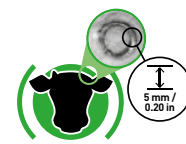
- Immobilize the animal in a cattle crush.
- Shave around the horn bud before cauterizing in order to:
 - clearly see the location of the future horn bud;
 - avoid getting hair in the wound, which can be a source of infections;
 - clearly see how well the cauterization has been performed.

DURING

- Apply the tip of the dehorner on the horn bud to cauterize the blood vessels and stop its growth.
- Do not tear off the horn bud in order to limit the potential infection area. The horn bud will dry and fall off by itself.

AFTER


- Carefully look at the cauterization ring. A 5 mm / 0.20 in-deep groove should be visible around the horn bud. There should be nothing connecting the skin and the horn bud.
- Apply the antiseptic and repellent spray.



IT IS RECOMMENDED TO:

- Either inject a tranquilizer or, preferably, apply local anaesthetic to the cornual nerve, in order to ensure the comfort of the animal and farmer.
- Use a long-acting anti-inflammatory drug to limit harmful consequences of dehorning: refusal to use headlock panels, loss of appetite, isolation.
- Avoid dehorning while another treatment (vaccine, etc.) is being administered or a new diet is being given.

Distributor stamp



GUILBERT EXPRESS

33 av. du Maréchal de Lattre de Tassigny – F-94127 Fontenay-Sous-Bois CEDEX
www.farming.express - info@farming.express

ANIMAL WELFARE Dehorner/Hair remover



PORTABLE HAIR REMOVER



Cleaning udder to improve hygiene before milking avoids :
germs,
bacteria,
mastitis
and lost time.

For more than 15 years,
Express has provided
the solution: TERRA,
the portable thermal
hair remover!

HYGIENE
SAFETY
ANIMAL
WELFARE

EXPRESS
since 1905

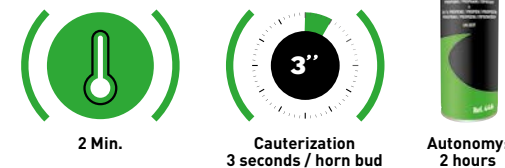
Farming

Macégar - Shutterstock. July 2019 - Guilbert Express S.A.S with capital of 630 000 D - Registered in Créteil, registration number 572 055 812. Actual products may differ from photographs.


CHOOSE THE EXPRESS FARMING DEHORNER THAT SUITS YOU !

|| GAS DEHORNERS

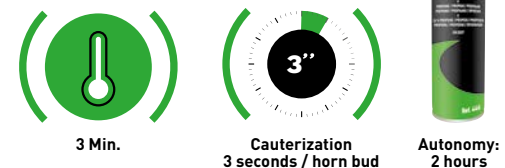
ALIOS




**HEATING TIME :
2 MINUTES**
**WORKS TILL
-10 °C / 14 °F**
COMPACT
NO CABLE / PORTABLE
BUILT-IN PIEZO IGNITION
SIMPLIFIED SELF-MAINTENANCE
DELIVERED WITH
REVERSIBLE TIP



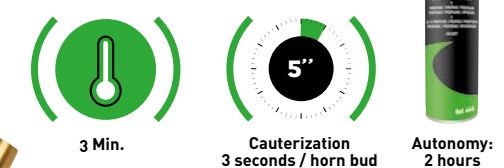
ARKOS



EASY HANDLING
NO CABLE / PORTABLE
BUILT-IN-PIEZO IGNITION
SAFETY LOCK FOR STORAGE
SIMPLIFIED SELF-MAINTENANCE
DELIVERED WITH REVERSIBLE TIP



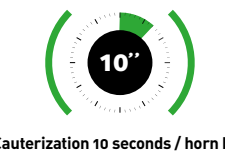
DAOS



LIGHTWEIGHT
ECONOMICAL
COMPATIBLE WITH
CARTRIDGE / GAS CYLINDER
DELIVERED WITH
REVERSIBLE TIP



COSMOS



COSMOS MAINS :
Cat. No. 126*



COSMOS BATTERY :
Cat. No. 124*

*For goats, version available :
125 (Battery) and 127 (Mains)

**INSTANTLY HEATS
AND COOLS DOWN**
STOPS AUTOMATICALLY
WHEN CAUTERIZATION IS COMPLETE
NO RISK OF BURNS
STRESS-FREE FOR THE CALF
AND FARMER
BATTERY / MAINS



Battery

X 40



Battery

X 40

|| RESTRAINT CAGE FOR CALVES

RESTRAINT CAGE FOR CALVES
Cat. No. 47009

- Designed and sized to ensure excellent restraint of very young calves.
- Noise-absorbing and non-slip rubber floor mat.
- Fully galvanised to ensure a long lifetime.
- Easy to transport in a vehicle.
- 1 deep tray to place the spray, dehorner and clipper.
- Adjustable restraint ring with head collar: no risk of strangling.
- Front door making it easier for the calf to exit.
- Barre antirecul toute en rondour pour éviter toute blessure de l'animal et de l'éleveur, réglable par crémaillère.
- 2 foldaway stabilizers.
- Rounded anti-reverse bar adjustable using a rack and pinion system.
- Overall dimensions:
L 1140 x H 1250 x l 340 mm /
L 44.88 x H 49.21 x 13.38 in.
- Lightweight: 65 kg / 143.30 lb



- Separate mobility kit (handle + wheel)
Cat. No. 47011 including:
- a solid wheel to avoid punctures and ensure easy transport;
- a removable handle.

|| DEHORNING RESTRAINT SYSTEM SPECIALLY DESIGNED FOR KIDS

DEHORNING RESTRAINT SYSTEM SPECIALLY
DESIGNED FOR KIDS
Cat. No. 47008

- Can be adapted to fit any type of gate.
- Very easy to install.
- Convenient to work with.
- Optimal head support.
- Self-adjustable according to the kid's head.
- Left-right reversible.
- Includes a tray to place equipment (clipper, dehorner, spray).
- Weight: 4,5 kg / 9.92 lb.
- Dimensions:
L 51 x 44 x H 31 cm /
L 20.08 x 17.32 x H 12.20 in.

